

Deep Cycle Series Battery

DC series VRLA batteries are superior deep cycle design with thick plates, high-density active materials And Slightly stronger electrolyte, Which can withstand repeated deep cyclic applications. Deep cycle series Batteries are the special design batteries with 5 years floating design life at 25 C . Meet with IEC, BS,JIS and Eurobat standard.UL(MH62092),CE approved.

Application

- * Emergency Power System
- * Communication equipment
- * Telecommunication systems
- * Uninterruptible power supplies
- * Electric toy car and wheelchairs, etc.
- * Power tools
- * Golf cars and buggies
- * Marine equipment
- * Medical equipment
- * Solar and wind power system



General Features

- * Safety Sealing
- * Non-spillable construction
- * High power density
- * Excellent recovery from Deep discharge
- * Thick plates and high active materials
- * Longer Life and low self-discharge design

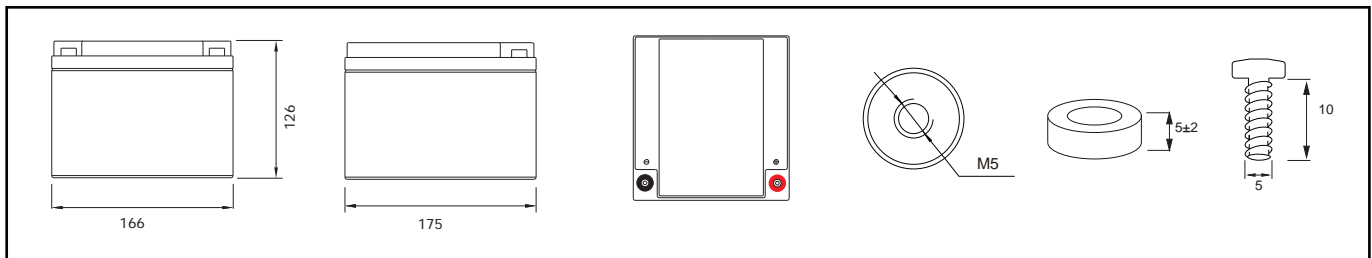
Construction

- * Positive Lead dioxide
- * Electrolyte Sulfuric acid
- * Separator Fiber glass
- * Container ABS(UL94-HB) / Flame Retardant ABS (UL94-V0)
- * Negative Lead
- * Safety Valve EPDR
- * Terminal Copper

Specification

Battery Model	Nominal Voltage		12V	
	Rated capacity (20 Hour rate)		26Ah	
	Cells Per battery		6	
Dimension	Length	Width	Height	Total Height
	175mm (6.88 inches)	166mm (6.53 inches)	126mm (4.96 inches)	126mm (4.96 inches)
Approx Weight	7.4kg (16.31lbs) ± 3%			
Capacity @ 25°C (77°F)	20 hour rate(1.34A,10.5V)	10 hour rate(2.6A,10.5V)	5 hour rate(4.449A,10.5V)	1 hour rate(14.4A,9.6V)
	26.8Ah	26Ah	22.24Ah	14.4Ah
Max.discharge current	360A (5 Sec.)			
Internal Resistance	Full charged at 25°C: Approx 13.5mΩ			
Capacity affected by Temp.(20 HR)	40°C (104°F)	25°C (77°F)	0°C (32°F)	-15°C (5°F)
	102%	100%	85%	65%
Self Discharge @25°C (77°F)	After 3 months storage		After 6 months storage	After 12 months storage
	91%		82%	64%
Charge method @25°C (77°F)	Cycle Use		Float Use	
	14.4-14.7V (Initial charging current less than 7.8A)		13.50-13.80V	

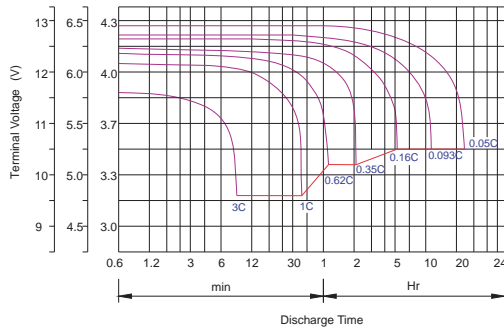
Outer dimension (mm)



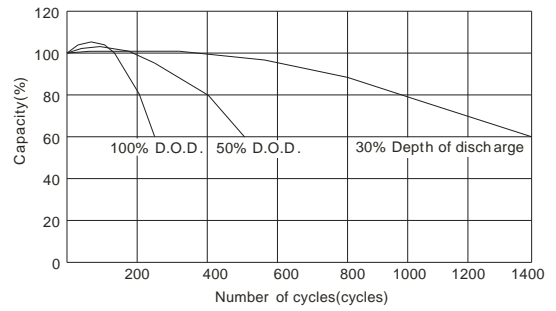
Terminal Type (mm)

Constant Current(Amp) and Constant Power(Watt) Discharge Table at 25°C (77°F)												
F.V/time	5MIN	10MIN	15MIN	30MIN	60MIN	90MIN	2HR	3HR	5HR	8HR	10HR	20HR
1.60V	91.000	58.436	44.200	26.000	14.400	10.539	9.254	6.592	4.499	3.313	2.698	1.473
	168.308	111.552	85.306	51.792	28.728	21.043	18.517	13.190	9.001	6.629	5.398	2.946
1.67V	80.788	54.532	41.904	25.444	14.296	10.435	9.208	6.558	4.474	3.285	2.656	1.399
	149.397	104.090	80.938	50.711	28.522	20.840	18.440	13.144	8.968	6.586	5.325	2.805
1.70V	76.476	52.581	40.871	25.222	14.191	10.424	9.185	6.541	4.473	3.252	2.622	1.362
	141.455	100.429	79.003	50.269	28.348	20.828	18.401	13.115	8.968	6.524	5.261	2.731
1.75V	69.214	49.481	39.149	24.778	13.983	10.289	9.128	6.500	4.449	3.243	2.600	1.340
	128.028	94.530	75.752	49.420	28.000	20.577	18.283	13.039	8.925	6.510	5.220	2.690
1.80V	61.839	46.152	37.541	24.222	13.878	10.216	9.070	6.465	4.437	3.215	2.558	1.296
	114.412	88.202	72.755	48.333	27.826	20.482	18.171	12.976	8.905	6.459	5.139	2.603
1.85V	54.464	42.822	35.590	23.556	13.670	10.101	8.989	6.408	4.412	3.173	2.516	1.252
	100.796	81.874	69.044	47.037	27.448	20.303	18.017	12.873	8.864	6.381	5.060	2.517

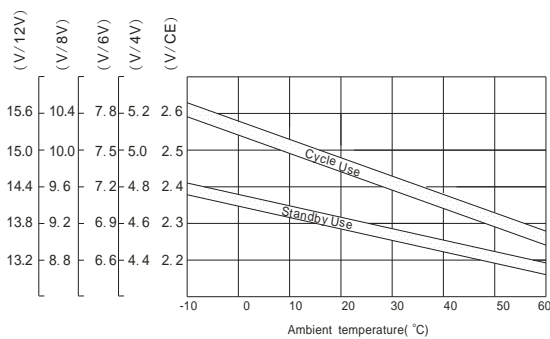
Discharge characteristic Curve



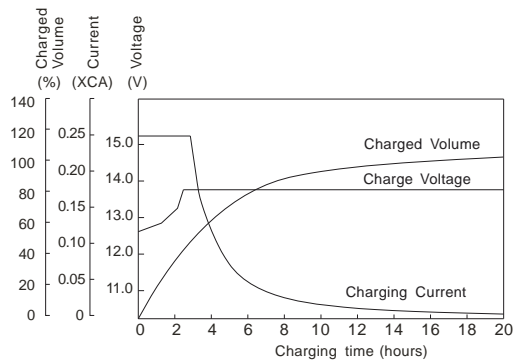
Cycle service life in relation to depth of discharge



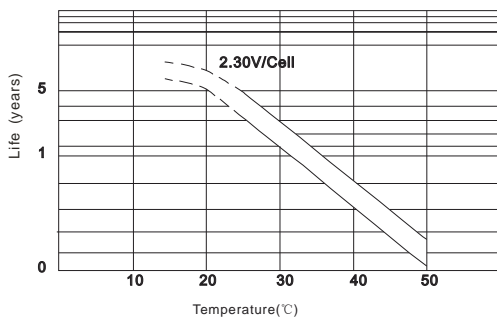
Relationship between charging voltage and temperature



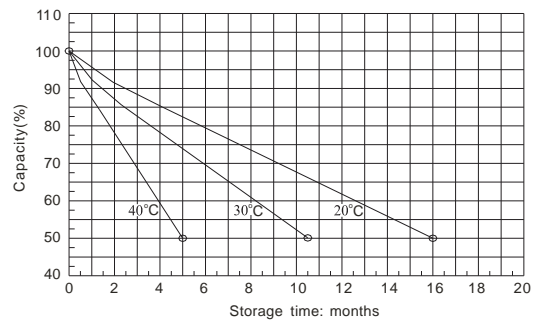
Constant voltage charging characteristic (0.25CA, at 25°C)



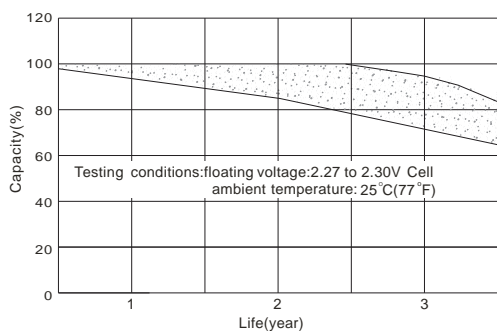
Temperature effects on float life



Self-discharge characteristic



Life characteristics of standby use



Charge characteristic Curve for standby use

